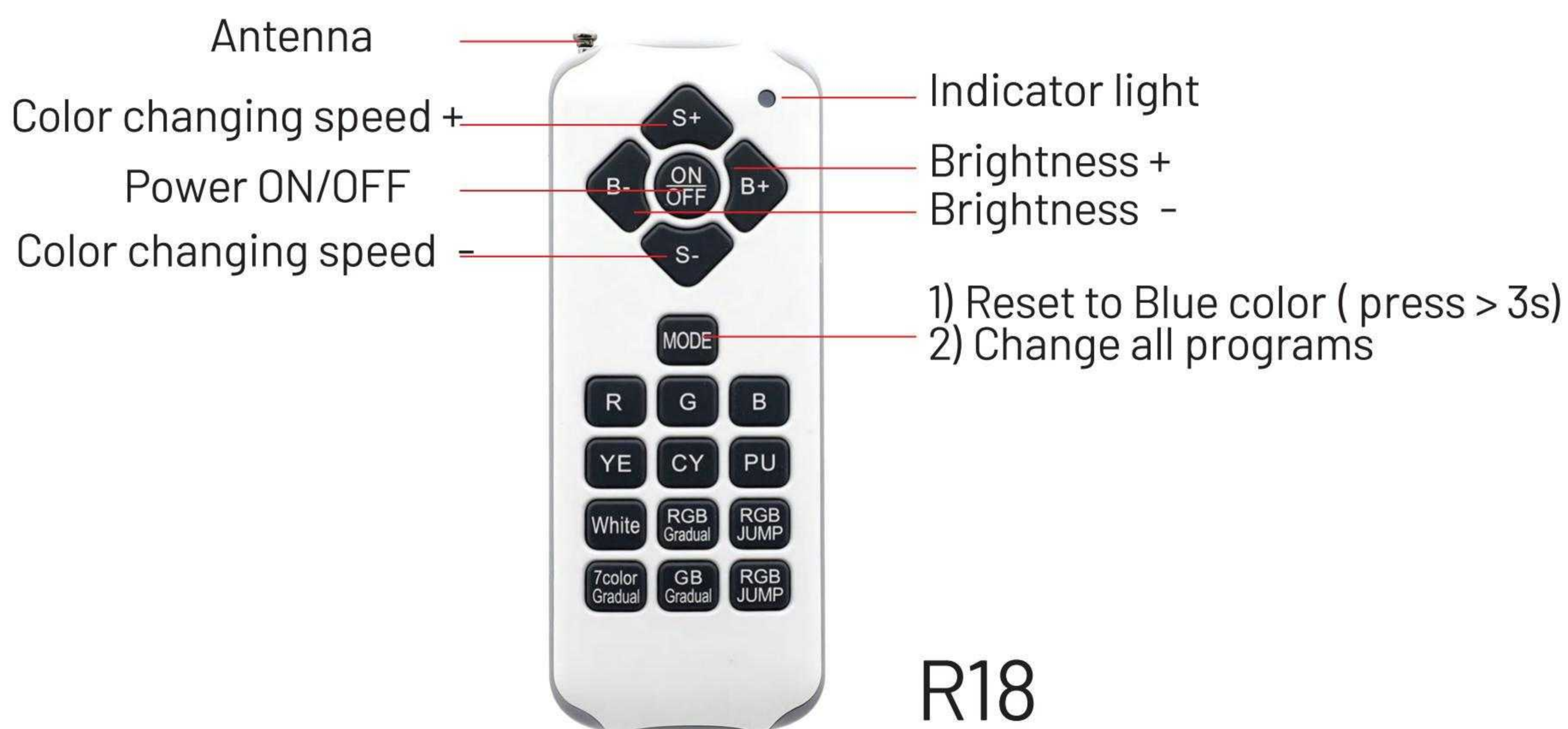




## B-12 Color Programs

1	R	Static Red
2	G	Static Green
3	B	Static Blue
4	YE	Static Yellow
5	CY	Static Cyan
6	PU	Static Purple
7	White	Static White(R/G/B)
8	RGB Gradual	Cycle RGB-GB-B-RB-GB-B-RG-R-G-B
9	RGB JUMP	Cycle RGB-B(light)RG(jump)
10	7color Gradual	Cycle R-G-B-RG-RB-GB-B(light)RG(jump)-RGB
11	GB Gradual	Cycle Green - Blue
12	RGB JUMP	Cycle RGB-RG-G-GB-B-RB-R

## Remote Control



## Operation

To change the color or sequence, switch off/on the supply(AC12V) or by remote controller. The lamp has memory. That means the equipment will save the cycle it was doing. When turn on next time, the equipment will start from this cycle.



## C-3 Color Programs (Only for WW&WHT lamps)

- 1 ON
- 2 OFF
- 3 Warm White
- 4 Cool White
- 5 Cool White and Warm White Combined
- 6 /
- 7 Brightness-
- 8 Brightness+

## Remote Control



## Operation

To change the color or sequence, switch off/on the supply(AC12V) or by remote controller. The lamp has memory. That means the equipment will save the cycle it was doing. When turn on next time, the equipment will start from this cycle.

### 3. Music + RGB Lighting synchronized control, by WiFi Mobile Phone

Light with 4 wires

DC12V



For Android & iOS

Code : WiFi CB004

Size : 185\*175\*100mm

4 connect terminals ,max 150W.

- 1) Support Android system and IOS system
- 2) Remote control LED lights by App (Magic Home) at anywhere
- 3) Support timing function; set schedule to switch on/off lights
- 4) Lighting color change with the rhythm of music in your smart device
- 5) Work with Google Assistant, Amazon Alexa, control your lights by voice

#### Controlling the RGB Lighting and Music Synchroniz Together

In this function, you can let shine the connected LED in the rhythm of the music will be played on the smartphone or tablet. To do this, select the menu item "select music" and then select your music library on smartphone or tablet the desired music.

There are four main modes for four music styles:

- 1. ROCK for rock & roll music style,
- 2. NORMAL for default music style,
- 3. JAZZ for jazz music style,
- 4. CLASSICAL for classical music style.

IOS system needs to download music files in iTunes or copy audio files from computer's iTunes to iPhone. After then, you can select the music when you open APP music mode to synchronize the lights and music rhythm. The light color changes automatically with music rhythm.



Android system needs to download the music files to the phone for use



Europe Plug



Connector

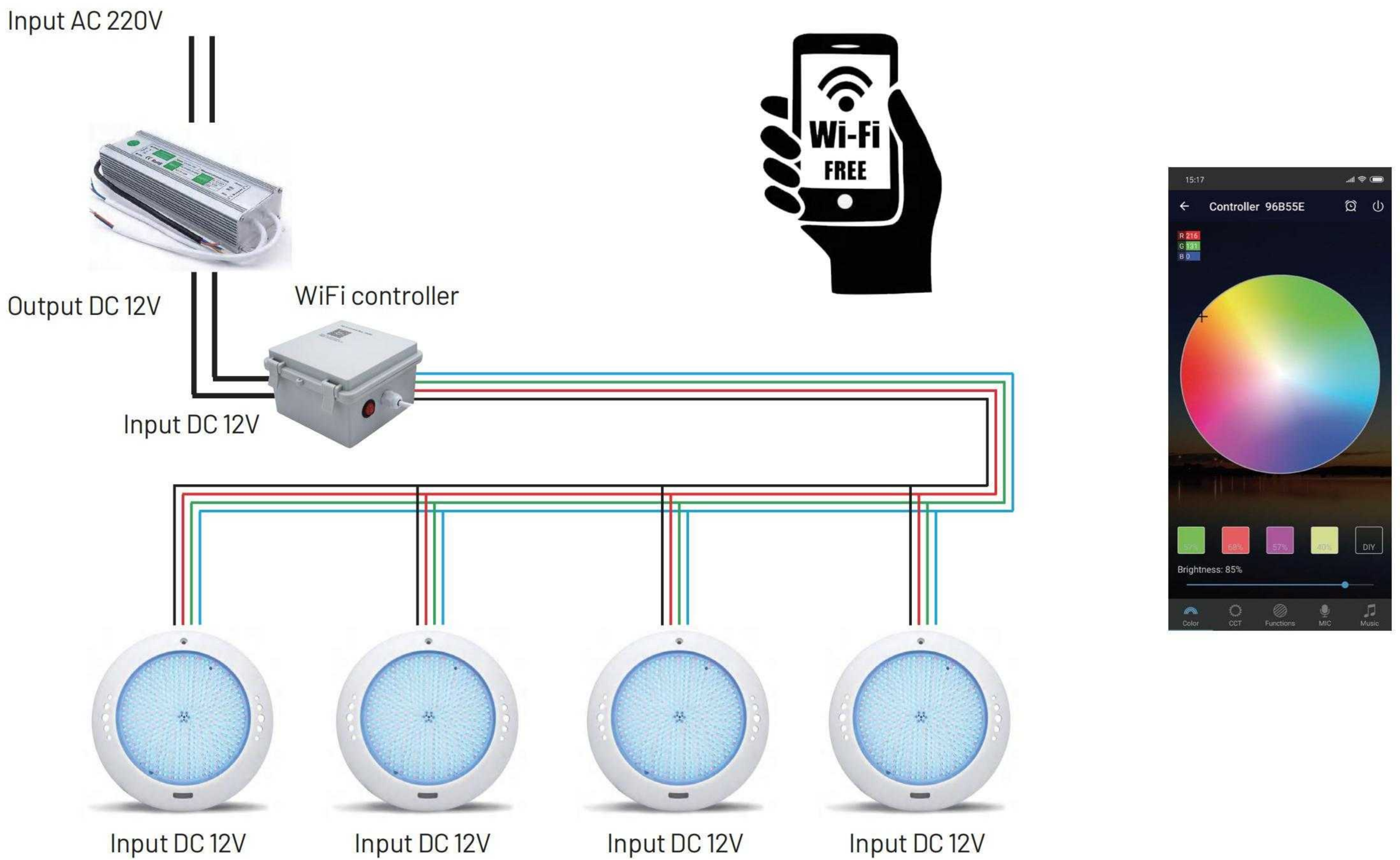


Power Supply





4 Wires Pool Light

## How to connect the lamps with the WiFi CB box ?



The RGB lights which connected with the Wifi CB004 box must be 4 wires, DC12V

PHOTO	CODE	INPUT	POWER	POSITION	CONNECT LAMP QTY	
	WiFi CB004	DC12V	150W	After the Transfomer	RGB 12W	4pcs
					RGB 18W	4pcs
					RGB 25W	4pcs
					RGB 32W	3pcs
					RGB 40W	2pcs
	WiFi CB008	DC12V	300W	After the Transfomer	RGB 12W	8pcs
					RGB 18W	8pcs
					RGB 25W	8pcs
					RGB 32W	6pcs
					RGB 40W	6pcs

## 4. RGBW External Remote Control


Light with 5 wires



TOUCH SCREEN RGBW CONTROLLER

- IP68 Waterproof
- Stronger body, never broken
- Beautiful out-looking

### How to connect the lamps with the controller ?



## Remote Interface



	<b>ON/OFF</b> Turn ON/OFF the light and the controller
	<b>Color Wheel</b> Select the LED light color
	<b>Signal indicator light</b> RED Light means the Remote send signal
	<b>Brightness Adjust Button</b> Change the LED brightness by clicking the buttons
	<b>Speed Adjust Button</b> In Dynamic Mode, increase/decrease the changing speed
	<b>Modes Select Button</b> Select the Modes by clicking the button

## RGBW Program

No.	Mode	Note	No.	Mode	Note
1	W+ Color Ring	Brightness Adjustable	8	G/W Jumping	Brightness Speed Adjustable
2	W Static		9	B/W Jumping	
3	7 Colors Gradient	Brightness Speed Adjustable	10	R Flashing	
4	R G B W Breathing		11	G Flashing	
5	R G B W Jumping		12	B Flashing	
6	7 Color Jumping		13	W Flashing	
7	W R Jumping		14	Loop mode(1-14)	

